

General Information: Scratch areas can be placed anywhere on the cards. Please provide sufficient space between scratch area and any important text or graphic that should not be covered. Control numbers are always 8pt or 6pt font depending on the area. Examples below shown in actual size.

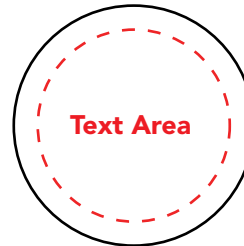
1" Circle (Gold or Silver)



Text should be in a .8" diameter area to be covered by a 1" circle.

Text Specifications: 4 lines of text, 13 characters per line, 9pt font. Based on Times New Roman.

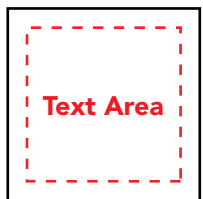
1.25" Circle (Gold or Silver)



Text should be in a 1.05" diameter area to be covered by a 1.25" circle.

Text Specifications: 5 lines of text, 17 characters per line, 9pt font. Based on Times New Roman.

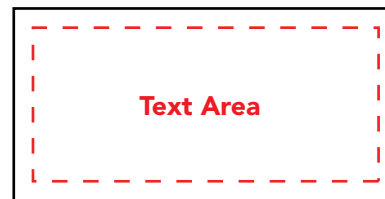
1"x1" Square (Gold or Silver)



Text should be in a .8" x .8" area to be covered by a 1"x1" square.

Text Specifications: 4 lines of text, 15 characters per line, 9pt font. Based on Times New Roman.

2"x1" Rectangle (Gold or Silver)



Text should be in a 1.8" x .8" area to be covered by a 2"x1" rectangle.

Text Specifications: 5 lines of text, 32 characters per line, 9pt font. Based on Times New Roman.

40mm x 7mm Rectangle (Silver)



Text should be in a 37mm x 4.5mm area to be covered by a 40mm x 7mm rectangle.

Text Specifications: 1 lines of text, 24 characters per line, 9pt font. Based on Times New Roman.

Custom Scratch Areas

We can fully customize your scratch area. We offer any shape or size you can imagine. Want your logo as the top copy? No problem! We can customize top copy too. Tell an account specialist what you want and they will get you a customized quote.

